

● *Sign the Numbers*

Now count from 20 to 29. Try to sign the number before Joey, then check to see if you've signed it correctly!

● *Circle the Number*

Joey will sign one number for each question. Practice recognizing and distinguishing between numbers that appear similar by circling the numbers signed.

Circle the number signed:



- | | | | | |
|-----|----|----|----|----|
| 1. | 23 | 24 | 25 | 26 |
| 2. | 20 | 21 | 22 | 27 |
| 3. | 26 | 27 | 28 | 29 |
| 4. | 23 | 24 | 25 | 26 |
| 5. | 20 | 21 | 22 | 27 |
| 6. | 26 | 27 | 28 | 29 |
| 7. | 23 | 24 | 25 | 26 |
| 8. | 20 | 21 | 22 | 27 |
| 9. | 26 | 27 | 28 | 29 |
| 10. | 23 | 24 | 25 | 26 |
| 11. | 20 | 21 | 22 | 27 |
| 12. | 26 | 27 | 28 | 29 |

Answers on page 404.

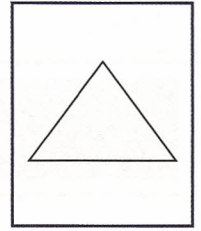
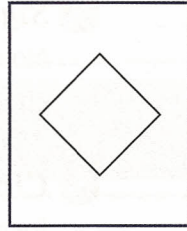


● *Write the Number*

For each row, Iva and Joey tell you, in random order, how many there are of each item. Write the number signed under the correct picture.



ROW A




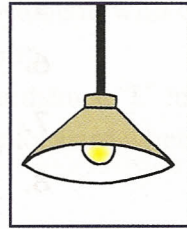
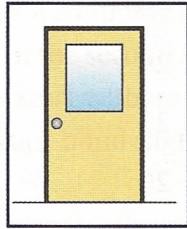

ROW B





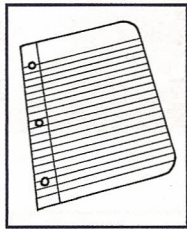
ROW C




ROW D



ROW E



ROW F



Practice on Your Own. Increase your fluency, go back and practice signing the number phrases above.

Answers are given in class.